

RIC-155GE

Gigabit Ethernet over STM-1/OC-3c NTU



Connects Gigabit
Ethernet LANs over
STM-1/OC-3c link

- Gigabit Ethernet to STM-1/OC-3c bridge
- User-configurable traffic separation between management and user traffic, and prioritization over the STM-1/OC-3c link
- Physical layer fault propagation
- SDH/SONET loop detection with auto-recovery mechanism
- Inband or out-of-band management using ASCII terminal, Web browser, Telnet, or RADview management application

EtherAccess

The RIC-155GE network termination unit (NTU) bridges between Gigabit Ethernet and STM-1/OC-3c networks, providing simple, efficient, and cost-effective Gigabit Ethernet connectivity over SDH/SONET networks. The device offers a migration path for connecting future-ready IP devices to existing SDH/SONET networks at up to 155 Mbps access rates.

RIC-155GE complies with RAD's unique set of EtherAccess™ features. This feature set provides services and carrier backhaul applications over low and high-speed SDH/SONET and PDH circuits, from fractional and full E1/T1 or E3/T3 over STM-1/OC-3c or STM-4/OC-12 to Gigabit Ethernet.

Typical applications include:

- High-bandwidth private LAN services (*Figure 1*)
- Enterprise connectivity
- IP DSLAM backhauling.

RIC-155GE is equipped with a single STM-1/OC-3c optical port. The unit has a Gigabit Ethernet port that can be ordered with an optical interface or electrical 1000BaseT interface.

To increase service uptime, RIC-155GE can be ordered in a 19-inch NEBS-compliant enclosure with dual AC/DC power supply. It is also available in an 8.5-inch enclosure.

RAD

data communications

The Access Company

RIC-155GE

Gigabit Ethernet over STM-1/OC-3c NTU

BRIDGE

The RIC-155GE bridge operates in two forwarding modes:

- VLAN-unaware with MAC address learning
- VLAN-aware with user-configurable double tagging that ensures transparency of user VLAN, and optional traffic separation between Gigabit Ethernet user traffic and Fast Ethernet management traffic.

ENCAPSULATION

Ethernet traffic encapsulation over STM-1/OC-3c is performed by mapping Ethernet frames directly over HDLC framing, resulting in higher throughput.

QUALITY OF SERVICE (QoS)

Based on VLAN priority tagging (802.1p), four priority queues can be defined to prioritize between users or user applications (VLAN-aware mode only).

FAULT PROPAGATION

The unit features a user-configurable bidirectional fault propagation mechanism that notifies local and remote equipment of faulty conditions. This enables routers and switches on both ends of the link to reroute traffic.

SDH/SONET alarms can optionally propagate and cause the Gigabit Ethernet link to shut down. The Gigabit Ethernet alarms can also be propagated over the SDH/SONET link.

DIAGNOSTICS AND STATISTICS

Comprehensive diagnostic capabilities include:

- Real-time alarms to alert user on fault conditions. Alarms are reported to the management station, recorded in the log file, and simultaneously relayed via an optional dry contact port.
- Ethernet and SDH/SONET link monitoring.

LOOP DETECTION

RIC-155GE detects SDH/SONET loops and avoids the resulting Ethernet loops and storming. RIC-155GE automatically recovers when the SDH/SONET loop clears.

MANAGEMENT

Setup, control, and monitoring are performed either inband within the Ethernet flow, or out-of-band using a dedicated Ethernet port or the terminal control port.

Management options include:

- ASCII terminal
- Telnet server
- ConfiguRAD via a Web browser
- RADview, an SNMP-based management service package, with ConfiguRAD element manager.

Specifications

STM-1/OC-3C INTERFACE

Number of Ports

1

Data Rate

155 Mbps

Operation Mode

SDH/SONET

Compliance

ANSI T1 646-1995
G.957 (S1.1 or L1.1)

Connectors

SC, ST

GIGABIT ETHERNET INTERFACE

Number of Ports

1

Interface Type

1000BaseSx, 850 nm
1000BaseLx, 1310 nm or 1510 nm
1000BaseT

Compliance

Relevant sections of IEEE 802.3

Data Rate

1000 Mbps

Maximum Frame Size

1664 bytes

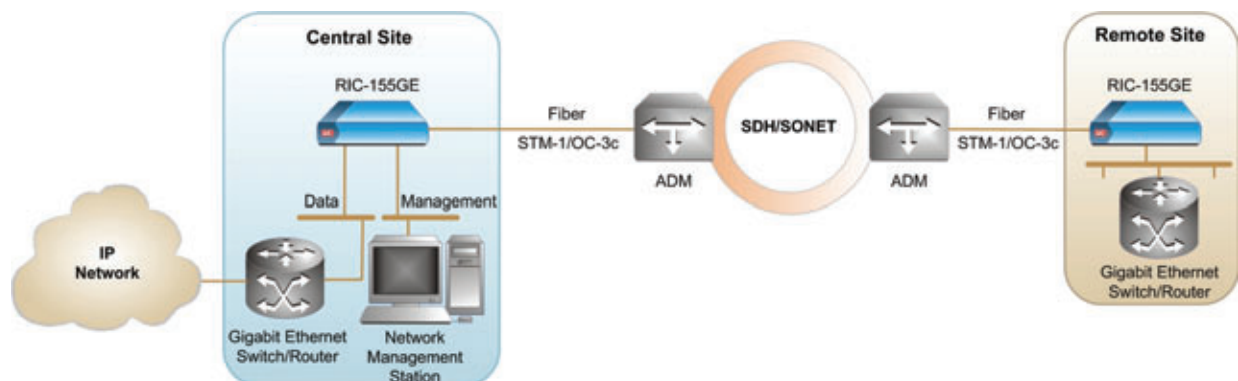


Figure 1. Connecting Gigabit Ethernet LANs over STM-1/OC-3c Lines

Duplex Mode

Full duplex

Connectors

LC (optical)
RJ-45 (electrical)

FAST ETHERNET INTERFACE

Number of Ports

1

Interface Type

100BaseT

Compliance

Relevant sections of IEEE 802.3

Data Rate

100 Mbps

Maximum Frame Size

1664 bytes

Connector

RJ-45

INTERNAL BRIDGE

Number of Ports

4 (host, SDH/SONET, GbE, FE)

LAN Table

16,384 MAC addresses with automatic learning and aging

Maximum Frame Size

1664 bytes

GENERAL

Management

Out-of-band via dedicated terminal port:

Interface: V.24/RS-232 DCE

Format: asynchronous

Data rate: 9.6 to 115.2 kbps

Connector: DB-9, female

Out-of-band via dedicated 10/100BaseT management port

Inband via Gigabit Ethernet port

Timing (STM-1/OC-3c)

Internal, from internal oscillator

LBT, from received signal

Indicators

PWR (green) – Power status

ALM (red) – Alarm status

MNG LINK (green) – 10/100BaseT Ethernet link integrity

MNG ACT (yellow) – 10/100BaseT Ethernet link activity

DATA LINK (green) – Gigabit Ethernet link integrity

DATA ACT (yellow) – Gigabit Ethernet activity

SYNC (green) – STM-1/OC-3c port synchronization status

Alarm Relay

Type: Dry relay contacts for major and minor alarms

Connector: DB-9, female

Alarm Output Contact Ratings

Maximum 30 VDC across open contacts

Maximum 2 ADC through closed contacts

Note: The alarm relay is available only with the 8.5-inch unit.

Power

AC: 100 to 240 VAC ($\pm 10\%$), 50/60 Hz

DC: -48/-60 VDC (nominal)

Power Consumption

Regular unit: 20W

NEBS-compliant unit: 29W

Physical

Regular unit:

Height: 43.7 mm (1.7 in) 1U

Width: 215 mm (8.5 in)

Depth: 300 mm (11.8 in)

Weight: 2.1 kg (4.7 lb)

NEBS-compliant unit:

Height: 43.7 mm (1.7 in) 1U

Width: 430 mm (17.0 in)

Depth: 240 mm (9.4 in)

Weight: 3.7 kg (8.2 lb)

Environment



Temperature:

Operating: 0 to 50°C (32 to 122°F)

Storage: -20 to 70°C (-4 to 158°F)

Humidity: Up to 90%, non-condensing

Product Comparison Table

Feature	RICi-155GE (Ver. 2.0B)	RIC-155GE (Ver. 2.0)
		
Frame Size (Bytes)	64-9600	64-1664
Ethernet Flows	Yes	No
QoS	802.1p Port-based	802.1p
MEF Certification	MEF 9: EPL, EVPL MEF 14: EPL, EVPL	No
Number of Queues	4 (strict)	4 (strict)
Encapsulation	GFP (G.7041), LAPS (X.86)	Packet-over-SDH/SONET (POS)
Traffic Mapping	Port-based (All-in-one bundling) User port + CE-VID User port + CE-VLAN priority	N/A
SDH/SONET Redundancy	APS 1+1	No
Gigabit Ethernet Redundancy	Yes	No
Hot-Swappable Power Supplies	Yes	Yes (NEBS-compliant unit)

RIC-155GE

Gigabit Ethernet over STM-1/OC-3c NTU

Ordering

RIC-155GE/*/%/\$/&/+/^

Legend

* Power supply:

AC 100 to 240 VAC**48** -48 VDC**ACR** Dual 100 to 240 VAC,
NEBS-compliant**48R** Dual -48 VDC,
NEBS-compliant

% STM-1/OC-3c connector:

SC Fiber optic SC**ST** Fiber optic ST

\$ STM-1/OC-3c optical wavelength:

13 1310 nm multimode,
2.3 km (1.4 miles),
SC or ST connector**13L** 1310 nm single mode S1.1,
15 km (9.4 miles),
SC connector**13LH** 1310 nm single mode L1.1,
40 km (25 miles),
SC connector

& Gigabit Ethernet port:

85 850 nm multimode, 270m
(1000 ft), LC connector**13L** 1310 nm single mode, 10 km
(3.1 miles), LC connector**UTP** 1000BaseT, 100m (330 ft),
RJ-45 connector

+ NEBS-3 compliancy:

N3 NEBS-3 compliant**Note:** If **N3** is not specified, the unit is supplied as
8.5-inch, not NEBS-3 compliant device.^ Alarm relay port (Default = None)
(only for 8.5-inch unit):**ALM** Alarm relay port

SUPPLIED ACCESSORIES

AC power cord (if AC option is ordered)

DC connection kit (if DC option is ordered)

RM-34Hardware kit for mounting one 19-inch
unit (if NEBS-compliant unit is ordered)**CBL-DB9F-DB9M-STR**DB9-to-DB9 control port cable
(if NEBS-compliant unit is ordered)

OPTIONAL ACCESSORIES

RM-35/@Hardware kit for mounting one or two
metal RIC-155GE units in a 19-inch rack

Legend

@ Rack mounting kit type
(Default = both kits):**P1** For mounting one unit**P2** For mounting two units**WM-34**Hardware kit for mounting one
NEBS-compliant unit on wall**WM-35-TYPE1**Hardware kit for mounting one 8.5-inch
unit on wall**CBL-DB9F-DB9M-STR**

DB9-to-DB9 control port cable

International Headquarters

24 Raoul Wallenberg Street
Tel Aviv 69719, Israel
Tel. 972-3-6458181
Fax 972-3-6498250, 6474436
E-mail market@rad.com

North America Headquarters

900 Corporate Drive
Mahwah, NJ 07430, USA
Tel. 201-5291100
Toll free 1-800-4447234
Fax 201-5295777
E-mail market@rad.com

www.rad.com

Order this publication by Catalog No. 803538



data communications

The Access Company